


Støddfrøði

Skygni 0



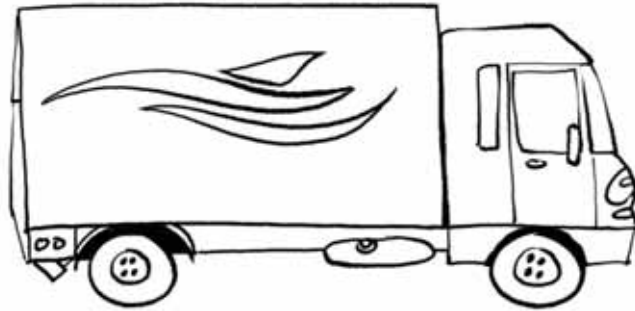






1


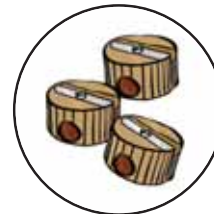
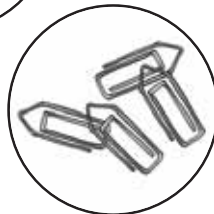

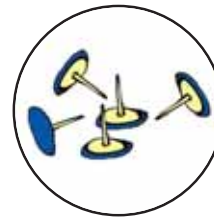
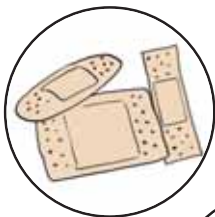
Lita sama
slag akfór við
sama líti. Set
ein kross fyri
hvønn lastbil.



| | | | | | | |
|--|--|--|--|--|--|--|
| | | | | | | |
|--|--|--|--|--|--|--|

2

Tekna striku
ímillum
sirklar við
sama tali av
lutum.



1

Prát um ein og tveir.



1



2

2

Tekna striku til tey røttu töluni.



1 2 3 4 5



3

Lita við teimum røttu litunum.




1

Skriva töl.



2

Lita tað
størsta húsið
reytt. Lita tað
minsta húsið
blátt.



1

Prát um triggjar og fýra.



3







4



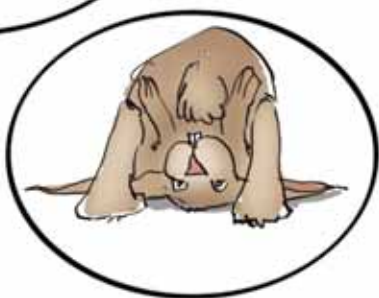


2

Tekna strikur til tey røttu tölíni.



1 2 3 4 5



1

Skriva töl.

3

3

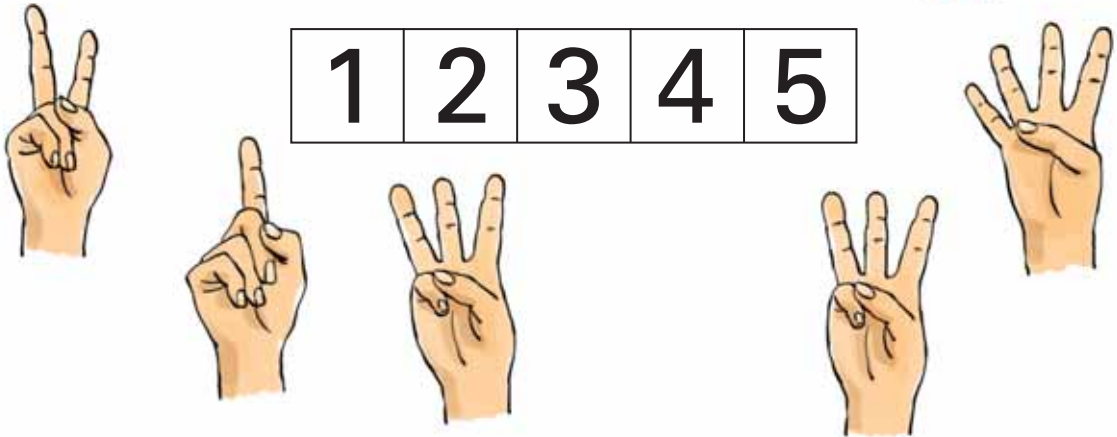
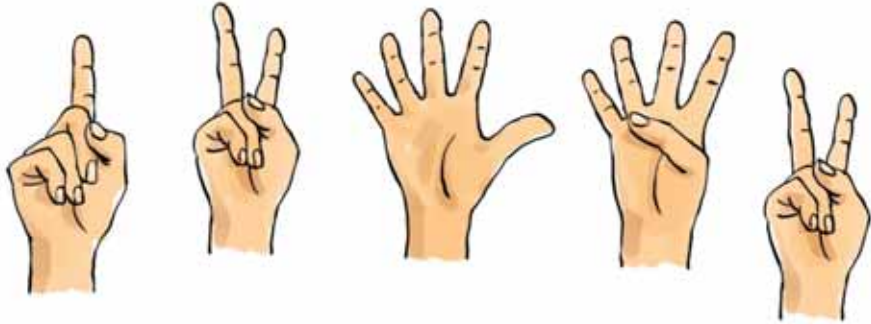


4

4

2

Tekna strikur til tey røttu tölíni.



3

Tekna eina striku rundan um tey fæstu bikørini. Set líka nógvur krossar, sum tað eru bikør.







| | | | | | |
|---|--|--|--|--|--|
| X | | | | | |
|---|--|--|--|--|--|

| | | | | |
|--|--|--|--|--|
| | | | | |
|--|--|--|--|--|



1


Tekna strikur til tey røttu tölíni.



| | | | | |
|---|---|---|---|---|
| 1 | 2 | 3 | 4 | 5 |
|---|---|---|---|---|

2

Hvussu nógv eru av hvørjum?





| | | | | |
|---|--|--|--|--|
| 5 | | | | |
| 4 | | | | |
| 3 | | | | |
| 2 | | | | |
| 1 | | | | |




3

Strika tað, sum líkist burturúr.



1

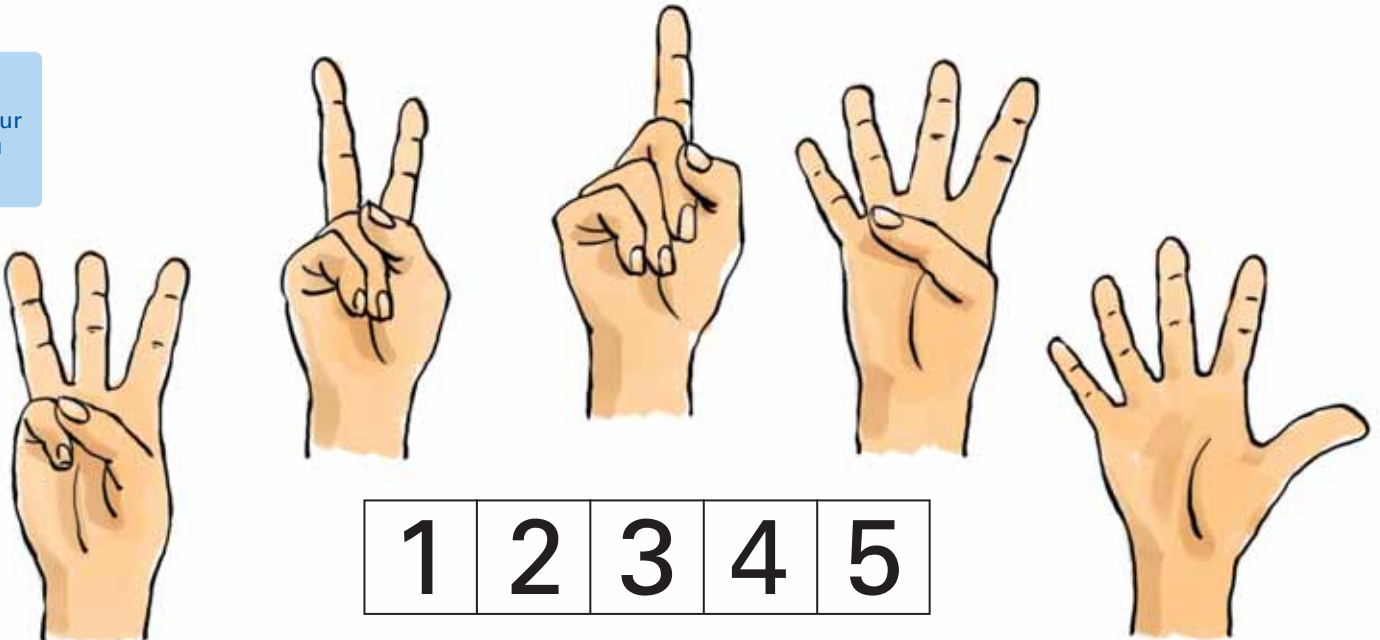
Prát um fimm.



5

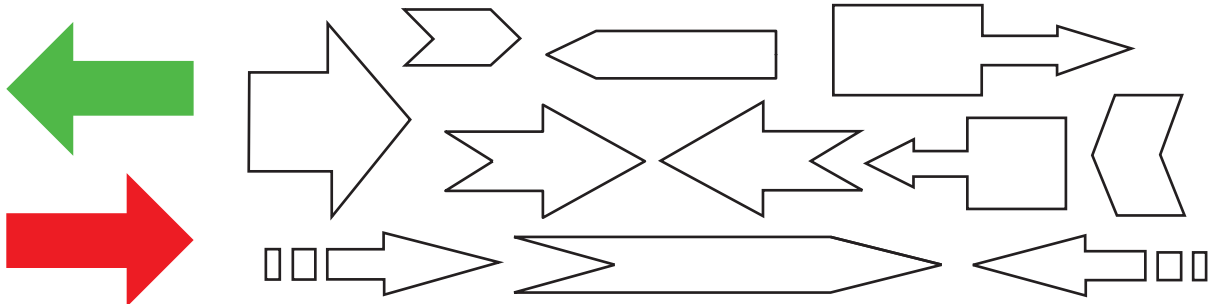
2

Tekna strikur til tey røttu tölíni.



3

Pílar, sum peika til høgru, skulu lítast reyðir. Pílar, sum peika til vinstu, skulu lítast grønir.



1

Skriva töl.


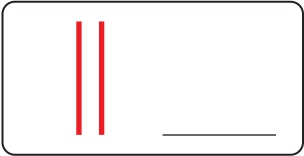
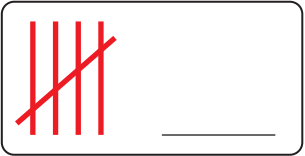


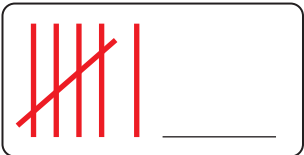






5 5



Two sets of horizontal lines for writing practice, each consisting of a solid top line, a dashed middle line, and a solid bottom line.


2

Skriva töl.

| | | | |
|--|--|---|--|
|  |  |  |  |
|  |  |  |  |
|  |  |  |  |


3

Lita eins skap við sama liti.



4

Hvagar fara fryntarnir?




V



Vatn, litað við fruktling, er fryst til ísterningar.



Legg varliga ein ísterning í vatn.
Vatnið skal vera þúrusta í frið.



Hvat hendir, meðan ísterningurinn liggur í vatninum?

Tekna tað, sum hendir.




Eitt glas við litaðum, heitum vatni (fruktling). Oman á glasinum er aluminiumsfolium spent fast við elastikki.

Glasið við litaða, heita vatninum verður sett niður í eitt stórra glas við köldum vatni. Prika eitt hol í foliumið við einum blýanti.



Tekna tað, sum hendir.



1

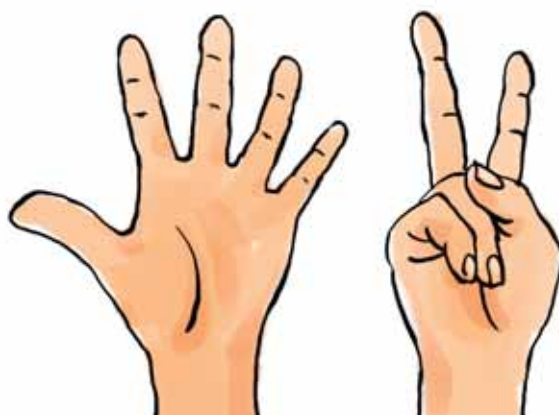
Prát um seks og sjev.



6

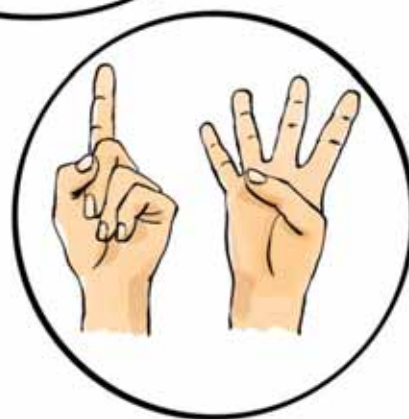
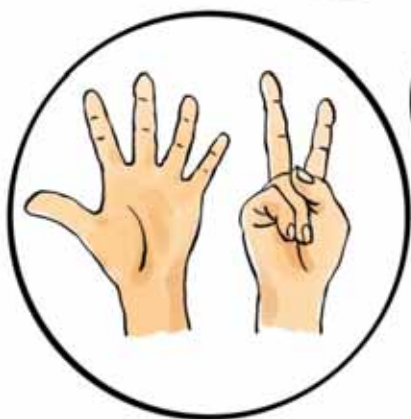


7



2

Tekna strikur til tey röttu töluni.



1 2 3 4 5

6 7 8 9 10



1

Skriva töl.

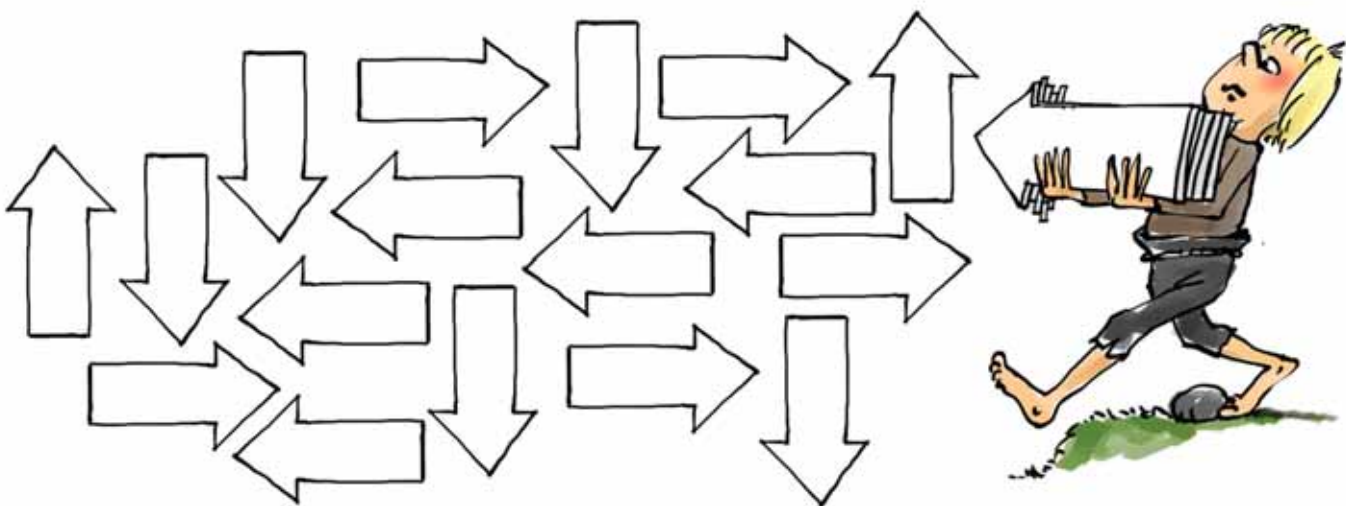
6 6

7 7




2

Lita pílur,
sum venda
sama veg,
við sama liti.



3

Lita eins skap
við sama liti.






1

Prát um stórri enn og minni enn, og um stórt/lítið.



2

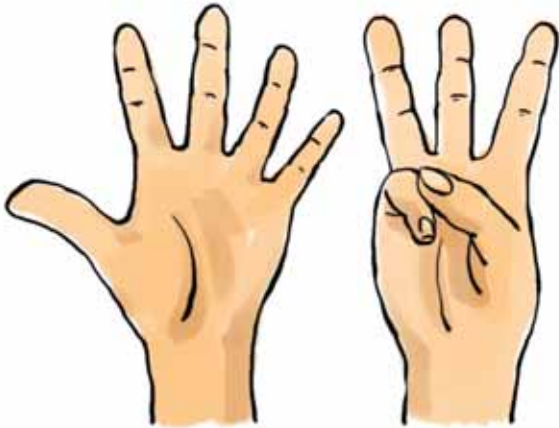
Lita tað stórri av hvørjum.



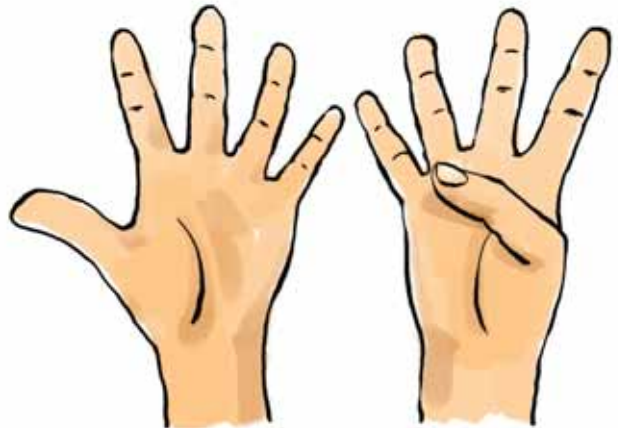
1

Prát um átta og níggju.

8



9



2

Tekna strikur til tey røttu töluni.



1 2 3 4 5

6 7 8 9 10



1

Skriva töl.

8




8

9

9

2

Lita tað stórra
av hvørjum.



1

Prát um null.

0



2

Tekna strikur til tey röttu töluni.




0 1 2 3 4 5

6 7 8 9 10



1

Prát um, at töl
ikki altíð
sígga eins út.




2

Skriva við
vanligum
tölum.



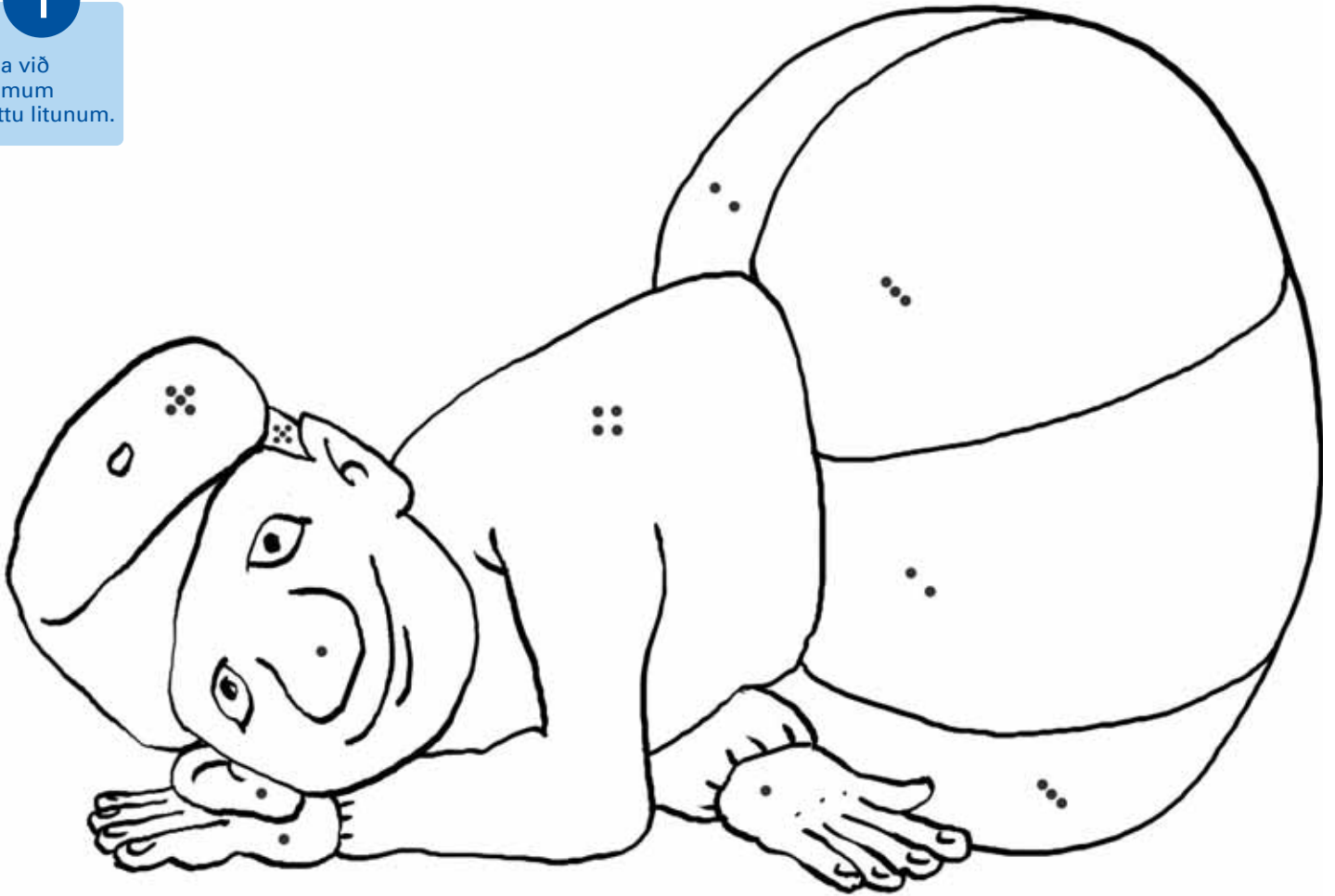
3

Tekna stríkur
frá tali til tal.
Byrja við 1.



1

Lita við teimum røttu litunum.



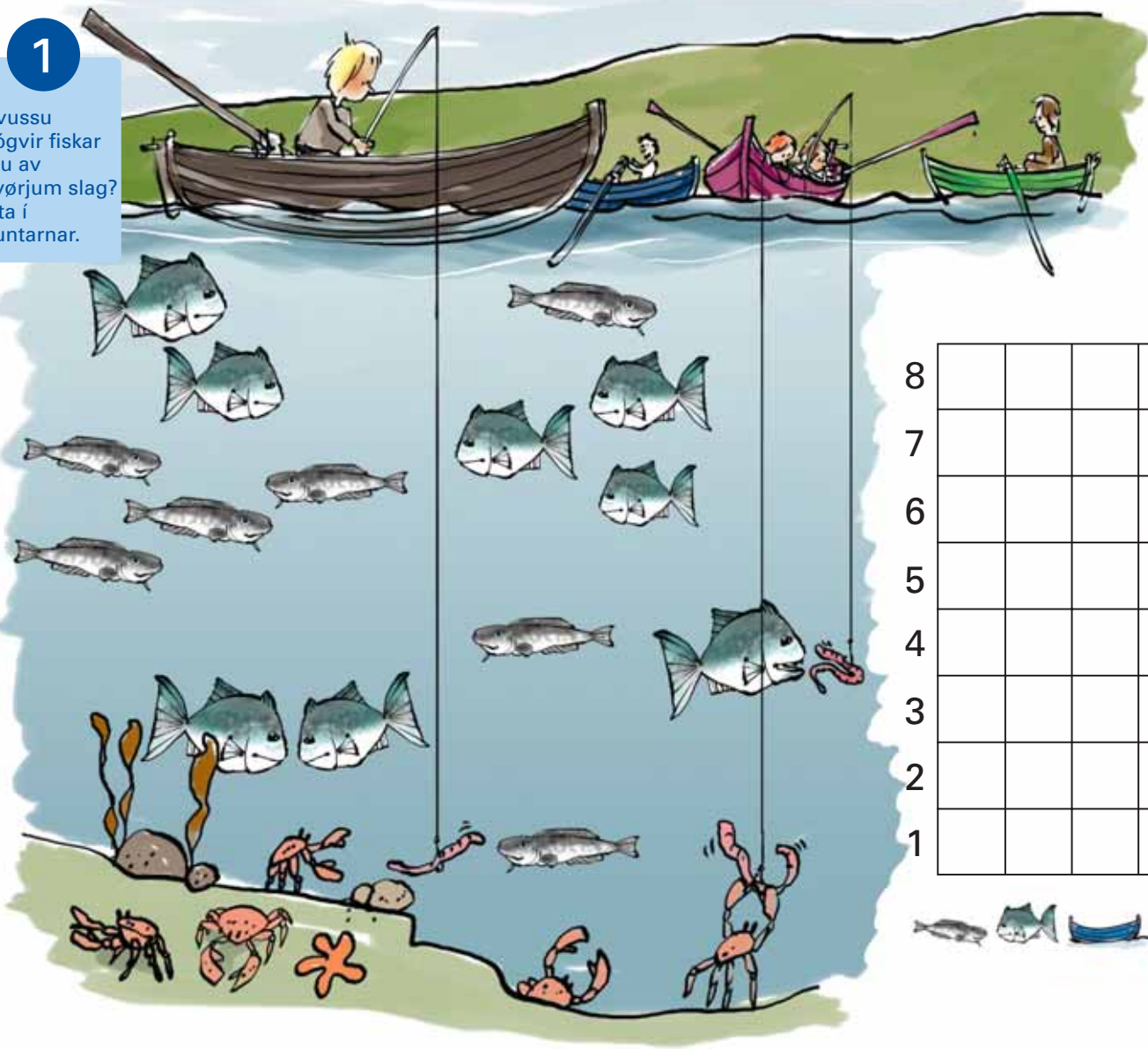
2

Tekna líka nógvar sólir og krossar sum talið á tallinjunum.

| | | | | |
|--|--|--|--|--|
| | | | | |
| | | | | |
| | | | | |

1

Hvussu nógvir fiskar eru av hvørjum slag? Lita í puntarnar.

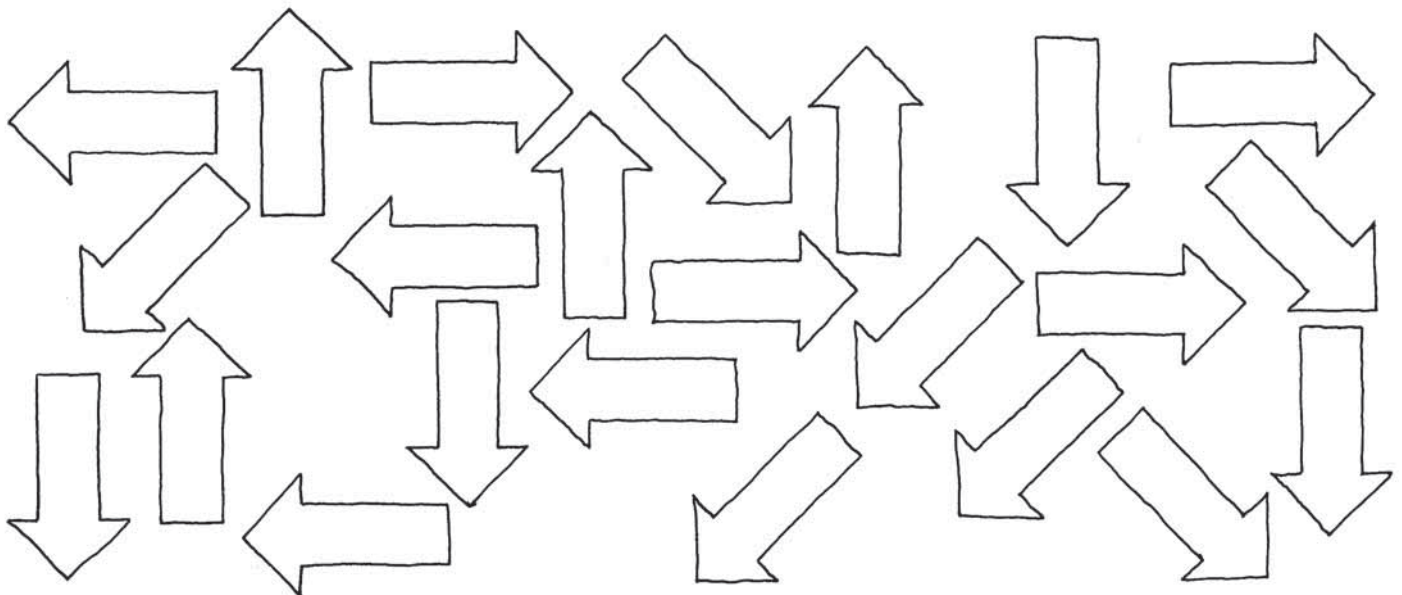




| | | | | |
|---|--|--|--|--|
| 8 | | | | |
| 7 | | | | |
| 6 | | | | |
| 5 | | | | |
| 4 | | | | |
| 3 | | | | |
| 2 | | | | |
| 1 | | | | |



2

Lita pílnar við tí rætta litinum.



1



Prát um tíggju.

10



2

Hvussu nógv er klokkan?




1

Skriva töl.


10 10

2

Tekna so
nógv skap,
sum talið
sigur.



7




10



9



8



8




10



1

Nær fert tú upp?
Nær skalt tú í skúla?
Nær ert tú liðugur í skúlanum?
Nær etur tú?
Nær skalt tú í song?




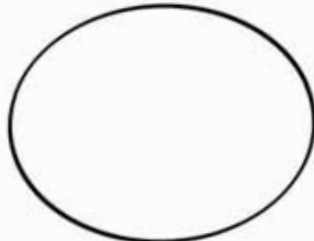

2

Tekna strikur til tey røttu töluni.




0 1 2 3 4 5

6 7 8 9 10



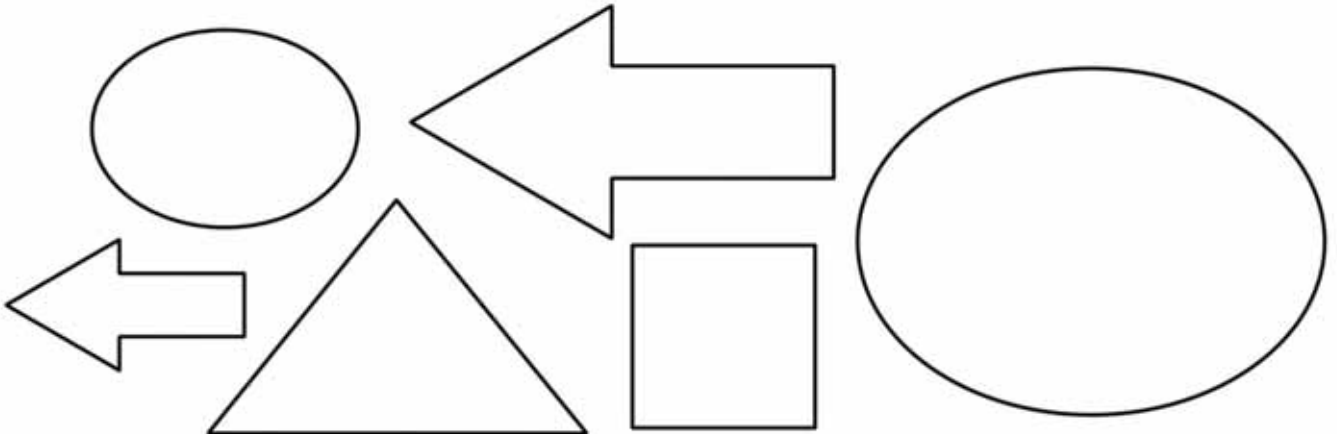

1

Finn rætta skuggan av dronginum.



2

Lita tað størra skapið av hvørjum slag reytt og tað minna blátt.



1

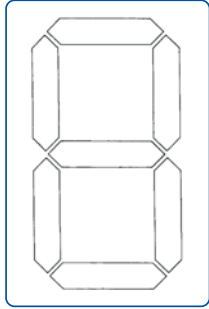
Strika tað, sum líkist burturúr.



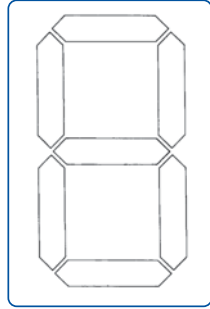
2

Lita tøluni talgild.

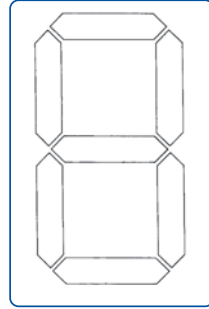
3



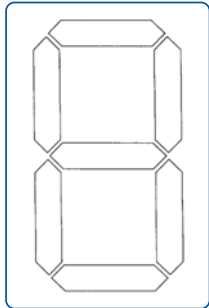
5



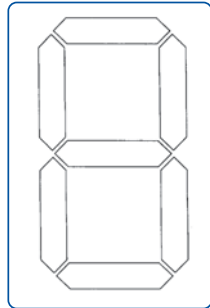
4



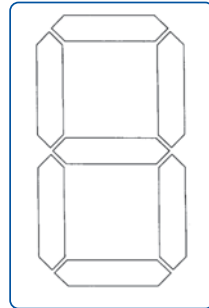
7



8



2

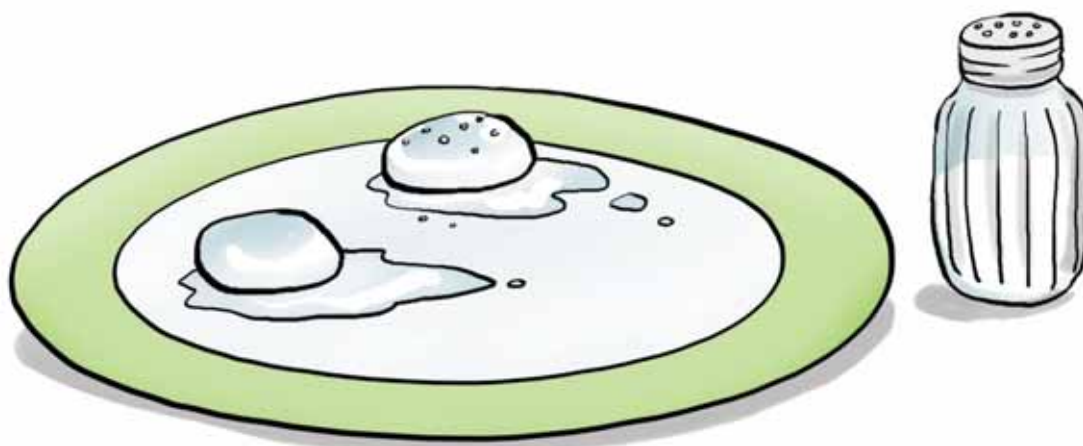


3

Hvørjar tvær tekiingar eru eins?







Vit leggja tveir ísterningar á ein talerk.
 Á annan stroya vit eitt sindur av salti.
 Er munur á, hvussu leingi teir tíðna?





Ein innballaður ísterningur. Tíðnar hann skjótari ella seinni enn teir á talerkinum?
 Hevur tað nakran týðning, hvat ísterningurin er ballaður inn í?



Tveir ísterningar liggja á hvør sínum talerki.
 Annar talerkurin stendur á gólvinum, hin stendur uppi á einum skápi. Hvat hendir?

1

Strika tað, sum líkist burturúr.



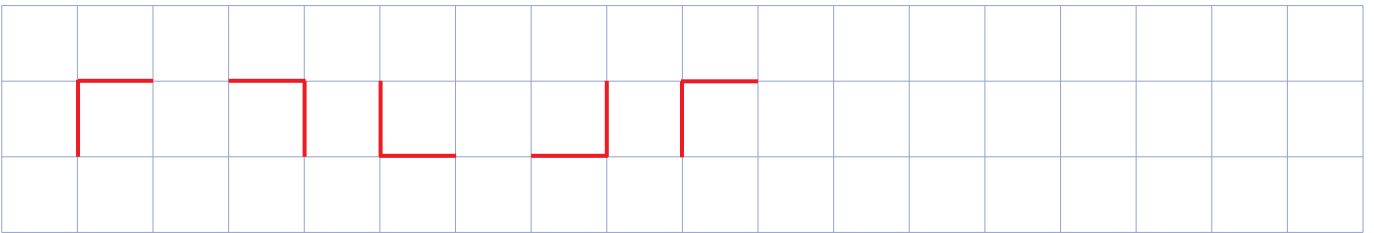
2

Lita skapini, so mynstrið heldur fram.



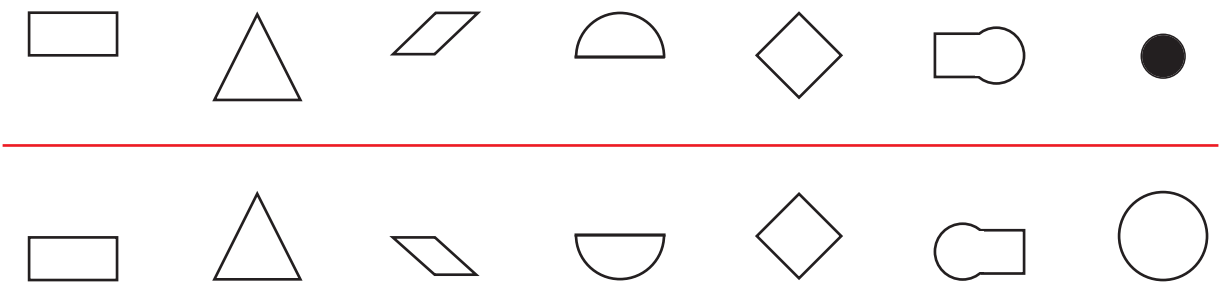
3

Halt fram við mynstrinum.



4

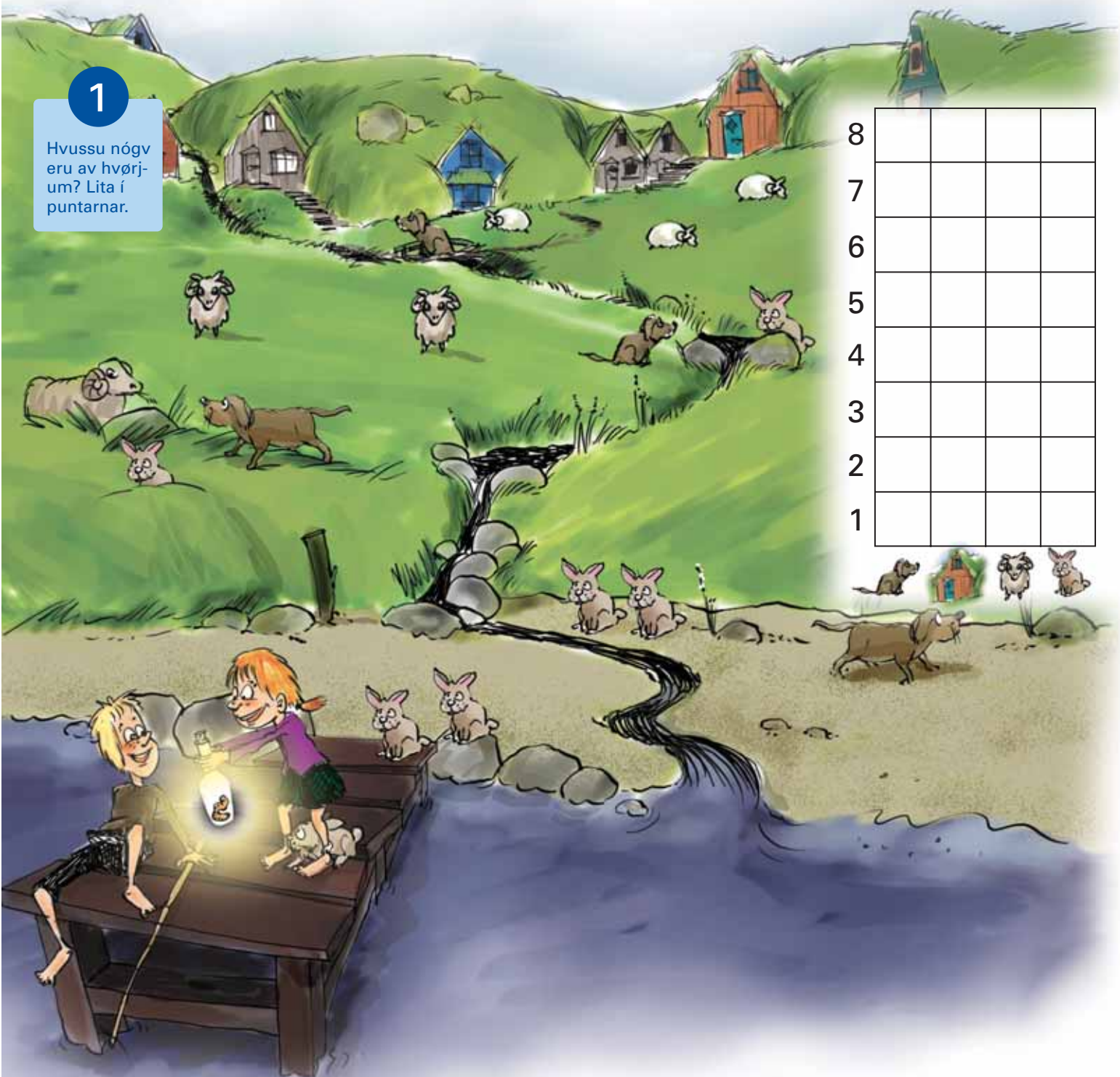
Lita tað skapið niðan fyri linjuna, sum ikki er eins við tað omanfyri.



1

Hvussu nógv eru av hvørjum? Lita í puntarnar.

| | | | | |
|---|--|--|--|--|
| 8 | | | | |
| 7 | | | | |
| 6 | | | | |
| 5 | | | | |
| 4 | | | | |
| 3 | | | | |
| 2 | | | | |
| 1 | | | | |



2

Skriva töluni.

7 1 4 6 9

10 3 8 2 5


1

Finn 5 villur. Set kross við, har villurnar eru.




2

Tekna, so tað eru eins nógv skap, sum tølini siga.




8



5




6



10

3

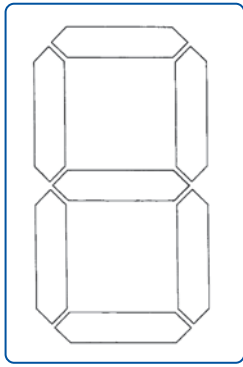
Skriva tal og tekna súdepli.



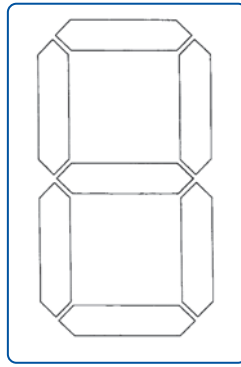
1

Lita töluni talgild.

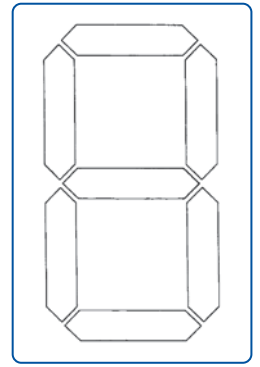
0



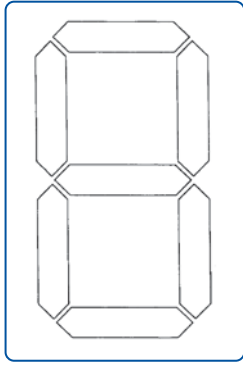
8



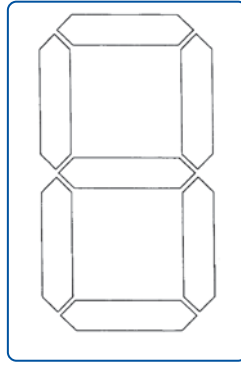
1



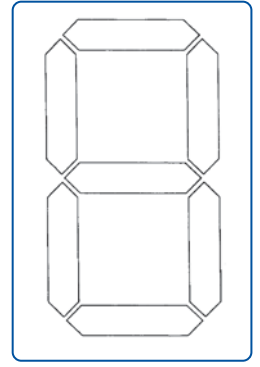
6



3



2



2

Hvussu nógv vísa báðir terningarnir?





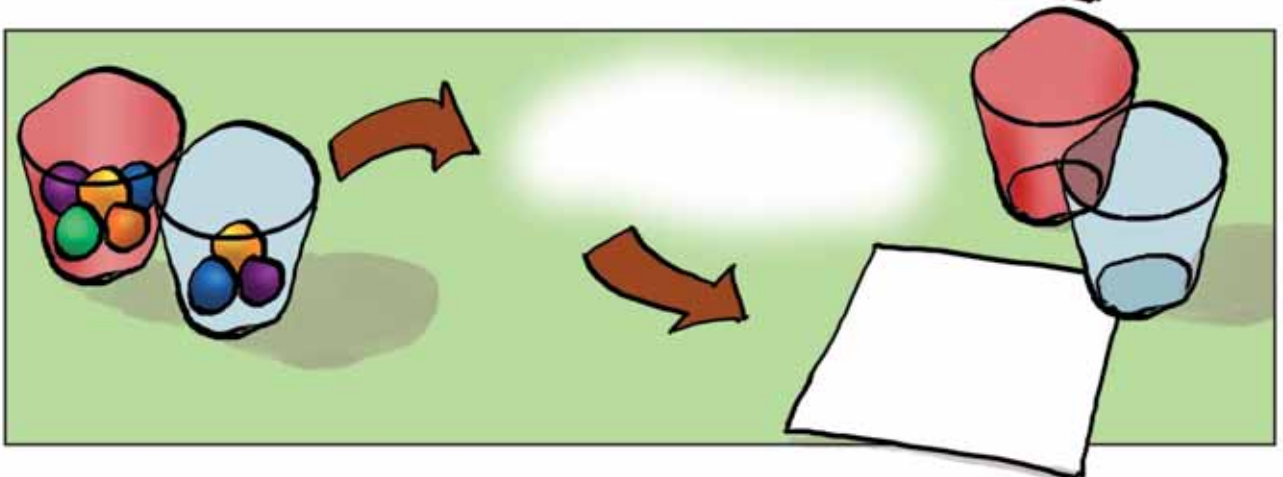
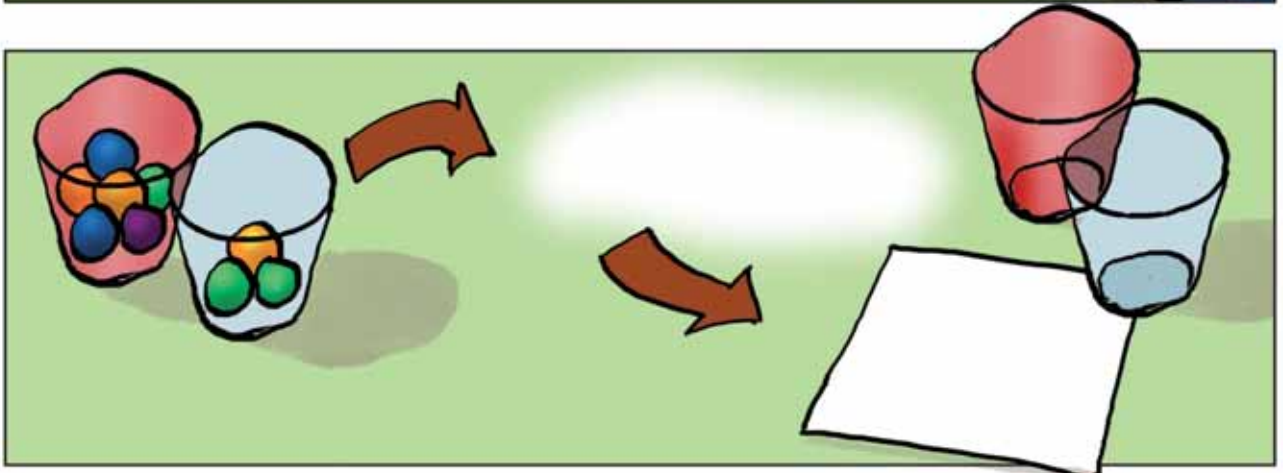
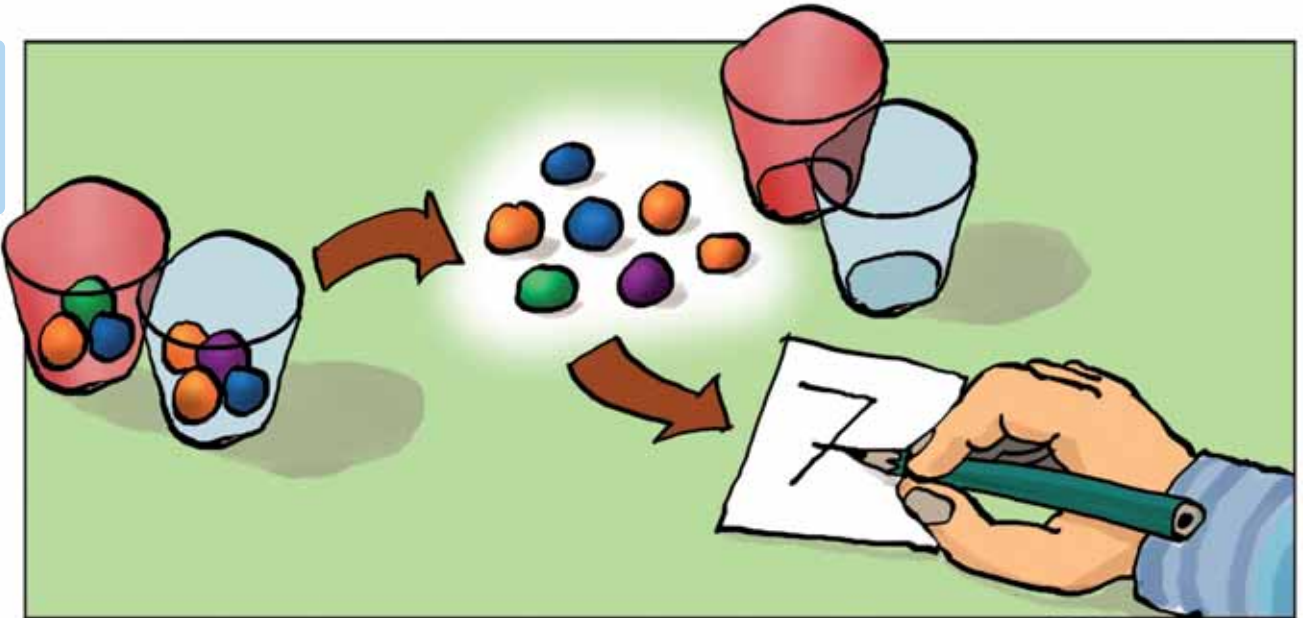
3

Hvussu nógv er klokkan?




1

Hvussu
nógvar
kúlur eru
til samans?




2

Hvagar fara
fryntarnir?



1

Lita teir lutir,
sum eru
samskapaðir.



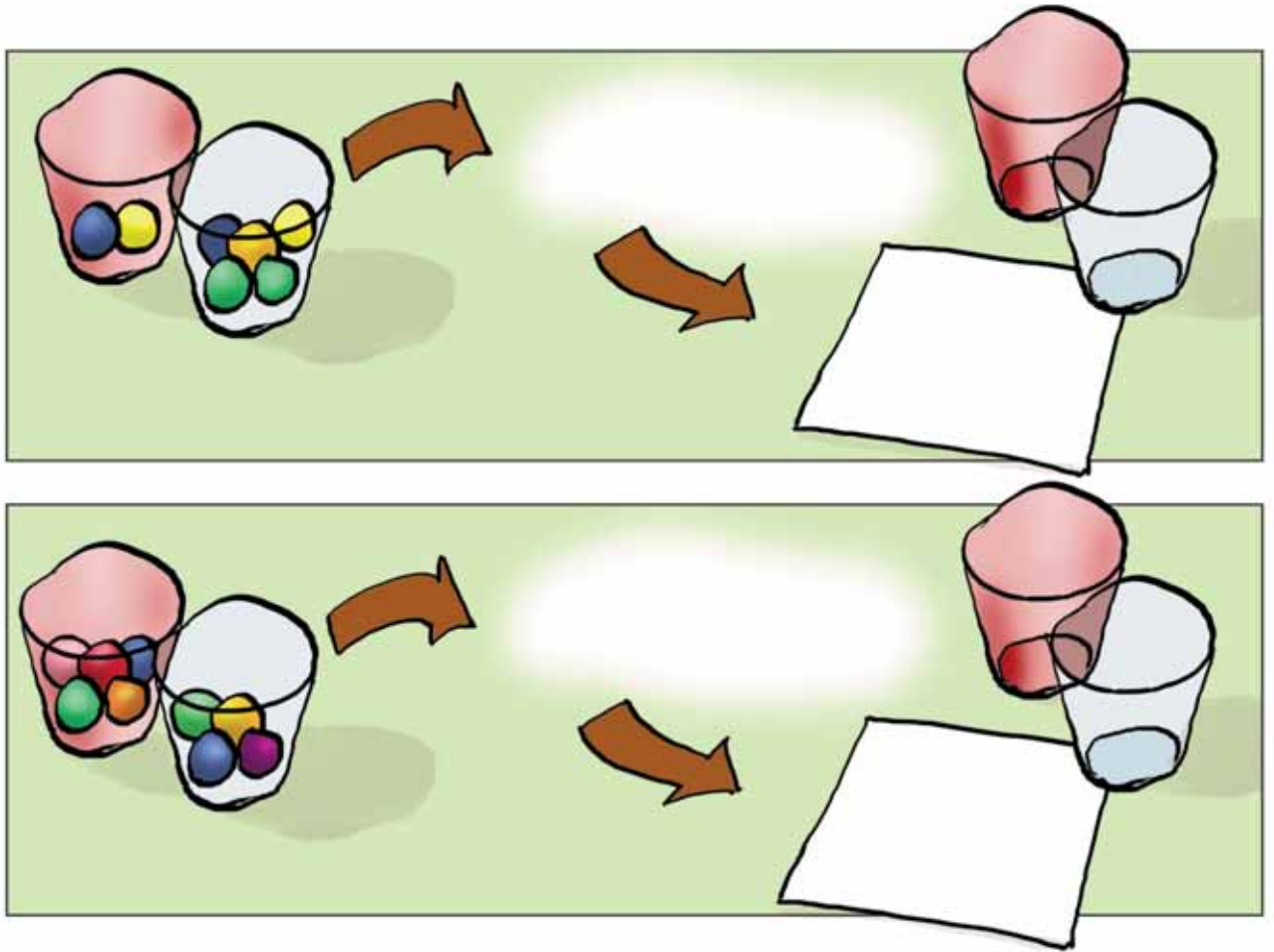
2

Set merki á
tær báðar
tekningar,
sum eru eins.



1

Hvussu
nógvar
kúlur eru
til samans?



2

Finn eina villu
á hvørjari
tekning við
bláari rammu.
Set kross við
villuna




Krákan


1 leikari



1 spæl

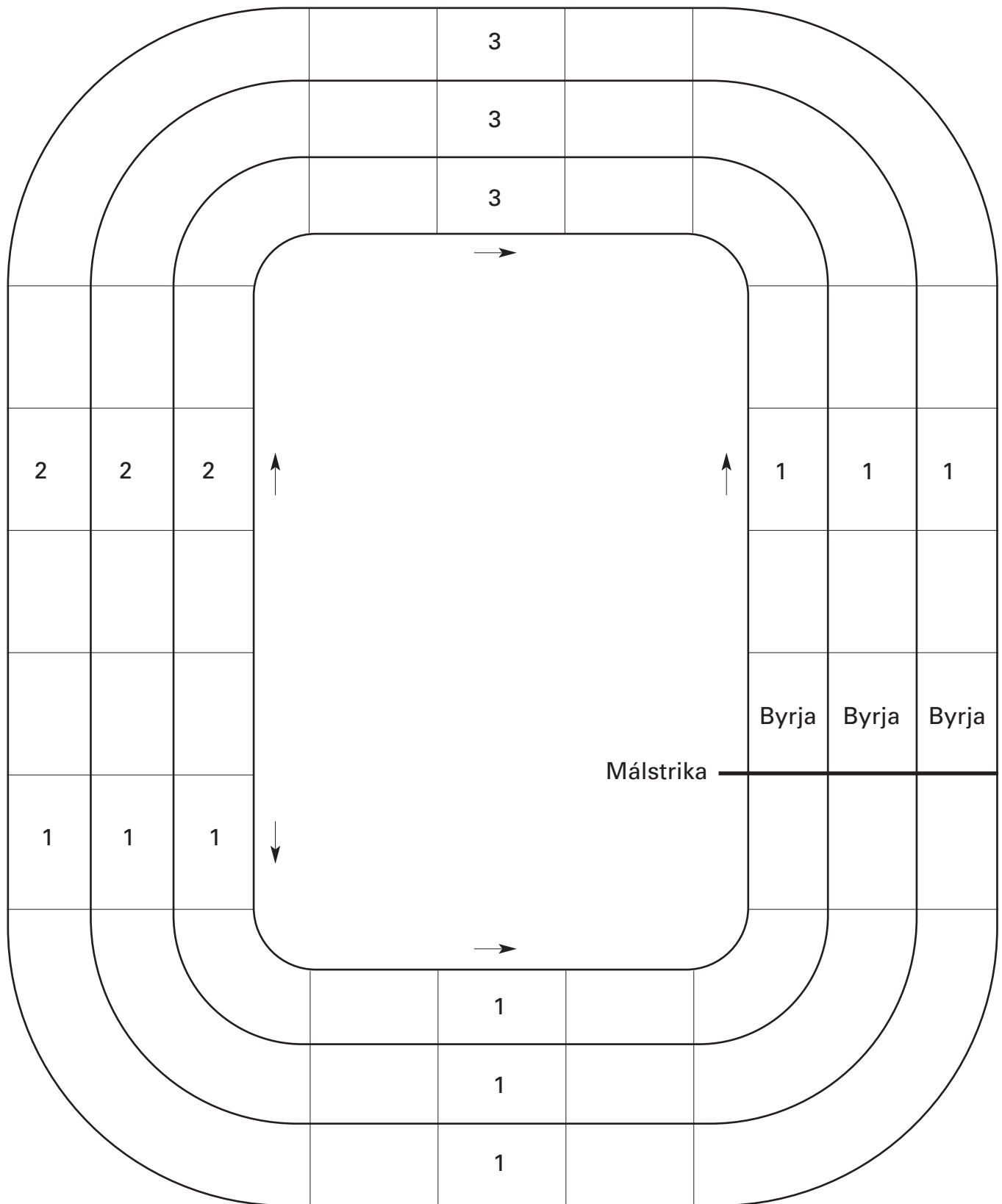


2 spæl




Starin

- 3 leikarar
- 1 terningur
- 3 litblýantar



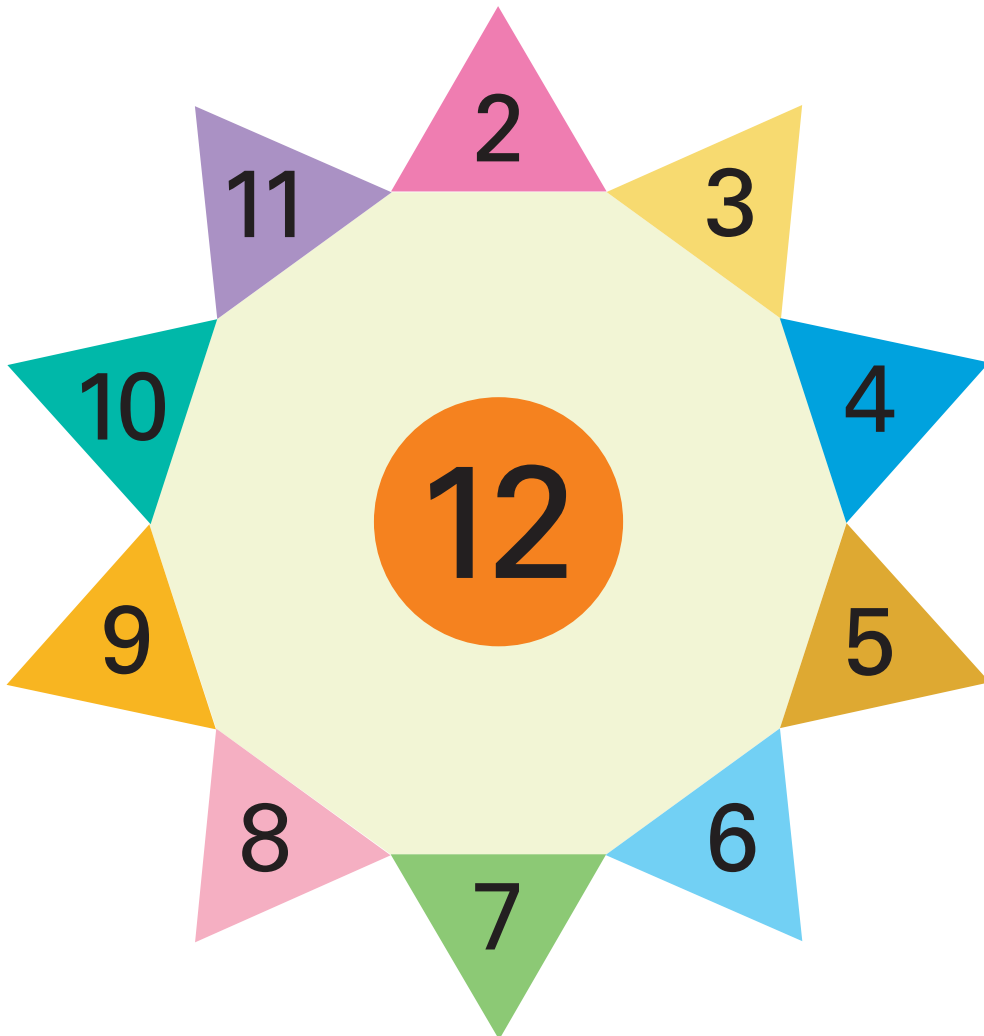
1

Hvussu nógv vísa báðir terningarnir til samans?



2

Stjørnuspælið.



1

Hvussu nógv eru av hvørjum? Lita í puntarnar.




| | | | | |
|----|--|--|--|--|
| 10 | | | | |
| 9 | | | | |
| 8 | | | | |
| 7 | | | | |
| 6 | | | | |
| 5 | | | | |
| 4 | | | | |
| 3 | | | | |
| 2 | | | | |
| 1 | | | | |




2

Hvussu nógvar seiðir hevur Flóvin fingið?



$$1 + 2 = \underline{\quad}$$

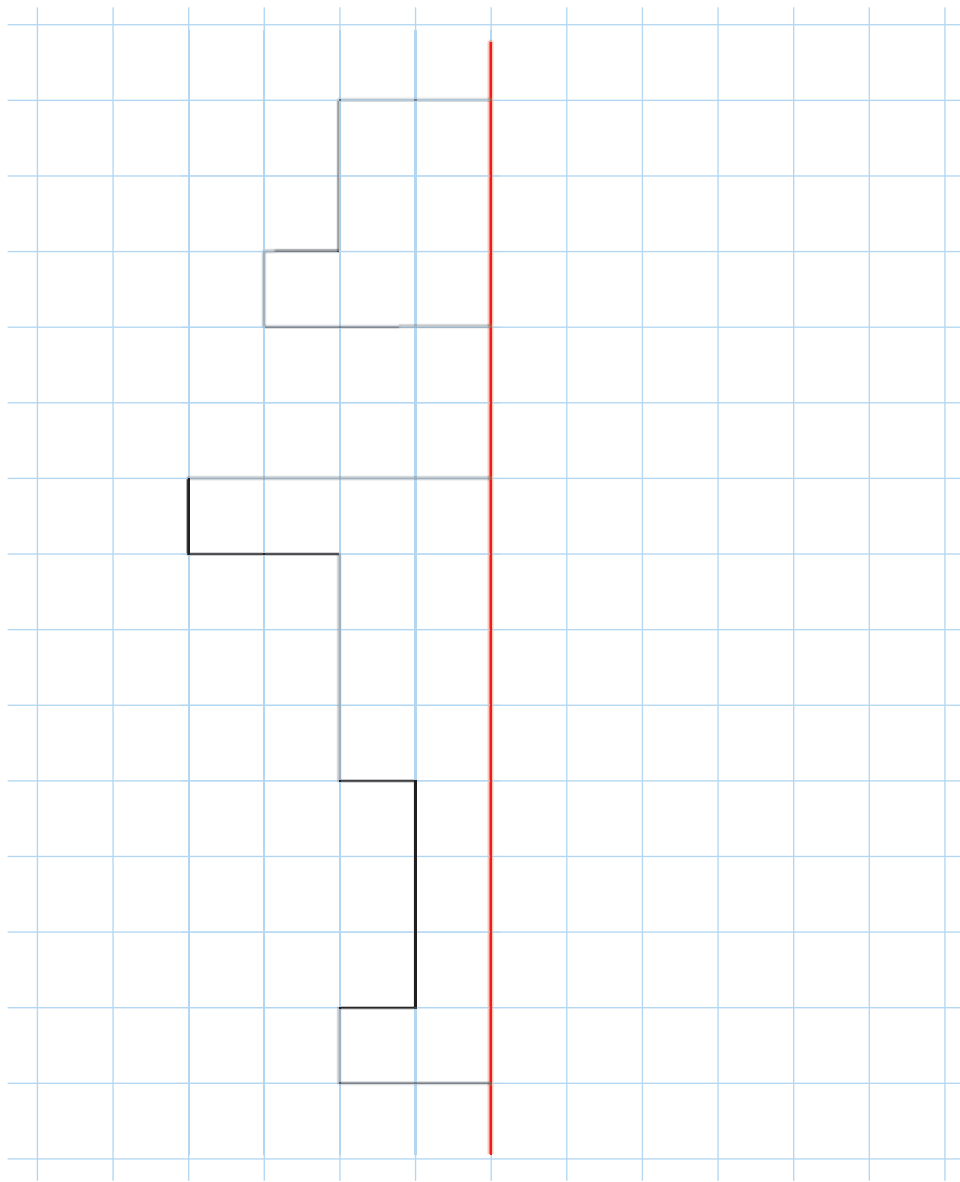


$$3 + 1 = \underline{\quad}$$

$$\underline{\quad} + \underline{\quad} = \underline{\quad}$$




1

Set speglið á
linjuna. Tekna
so spegils-
myndina
hinumegin
linjuna.



2

Tekna, so tað
eru eins
nógv, sum
tølini siga.



1

Tekna strikur til tey røttu tölina.



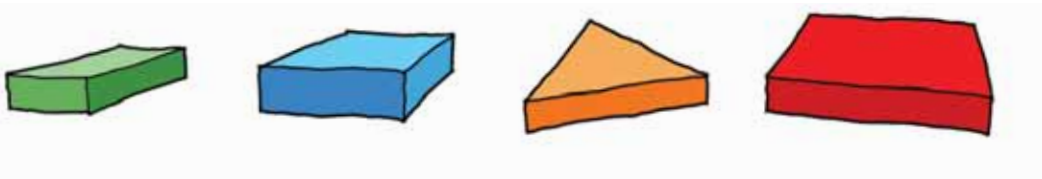
0 1 2 3 4 5

6 7 8 9 10



2

Hvat skap er þórvísi?



3

Tekna skap, so tað eru eins nógv, sum tölina siga.

5

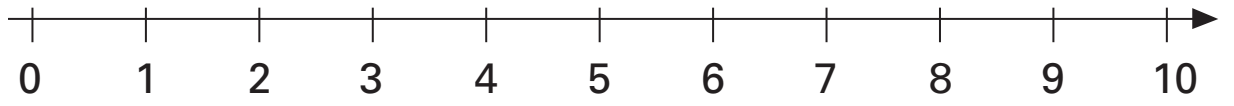
0

9

7

1

Skriva grannatölíni.





___ 4 ___ ___ 6 ___ ___ 9 ___

___ 7 ___ ___ 3 ___ ___ 5 ___

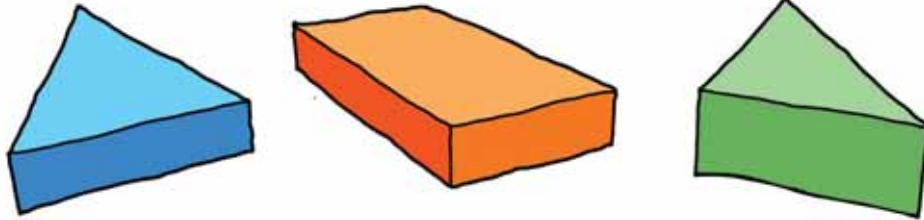
2

Lita við teimum røttu litunum.




1

Hvat skap er
þðrvísi?




2

Hvussu nógv
vísa báðir
terningarnir
tíl samans?




3

Lita teir, sum
venda sama
veg, við sama
liti.




1

Prát um høgt og lágt ella langt og stutt?



2

Hjálp Fríðu at finna Kaninu.



1

Skriva
grannatölini.

8 6 1
7 2 5



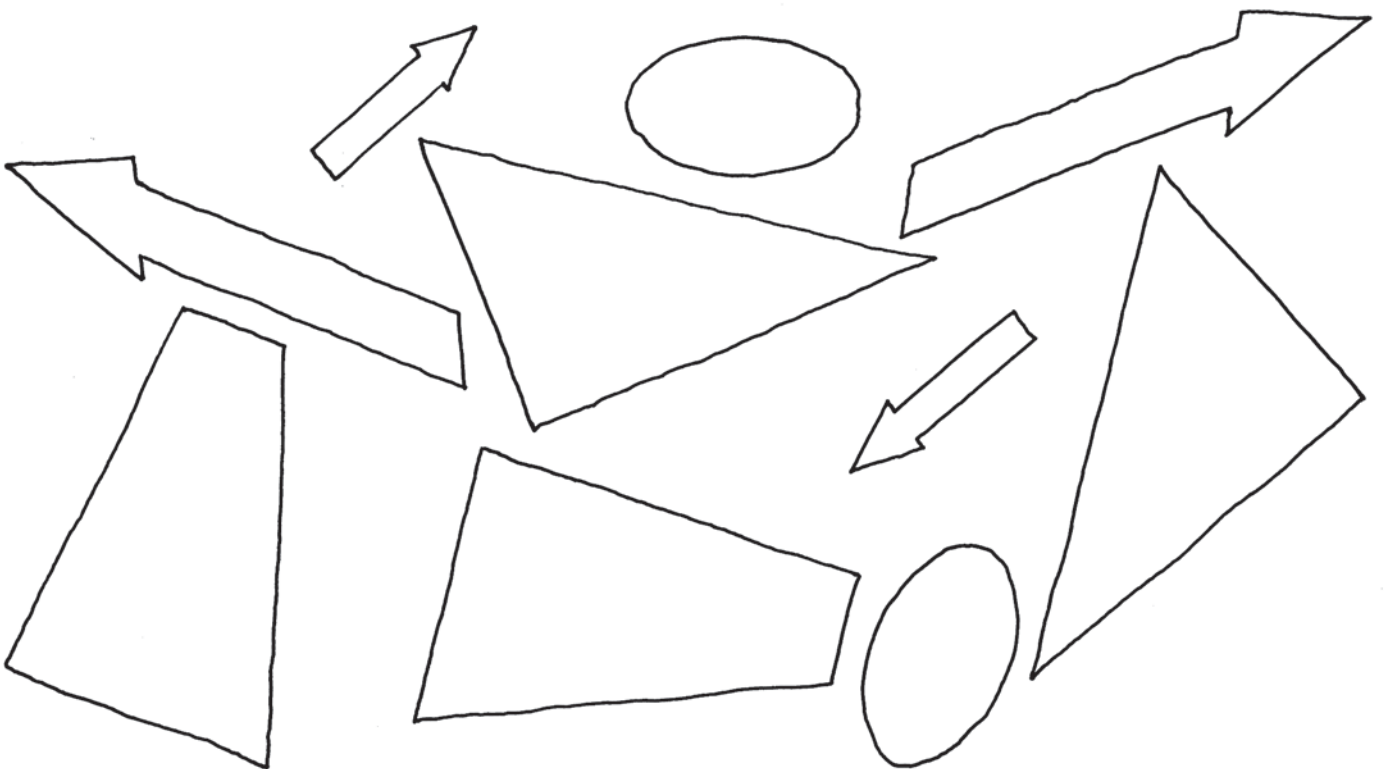
2





Set kross á tað skapið,
sum er øðrvísi.



3



Lita somu skap við sama líti.




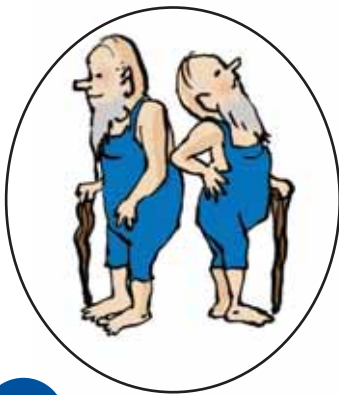


1

Tekna strikur til tey røttu tølíni.




| | | | | | | | | | | |
|---|---|---|---|---|---|---|---|---|---|----|
| 0 | 1 | 2 | 3 | 4 | 5 | 6 | 7 | 8 | 9 | 10 |
|---|---|---|---|---|---|---|---|---|---|----|



2

Hjálp Flóvíni at finna Snar.



1

Tekna prikkar, so talið er rætt.



9



7



10



4



6



5



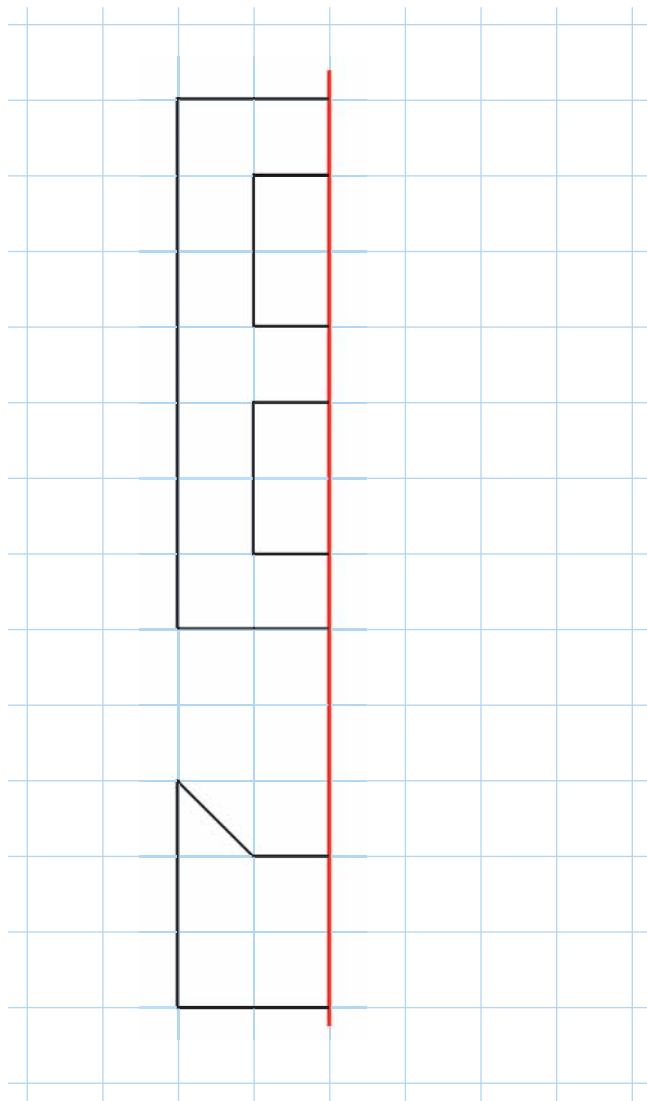
8



3

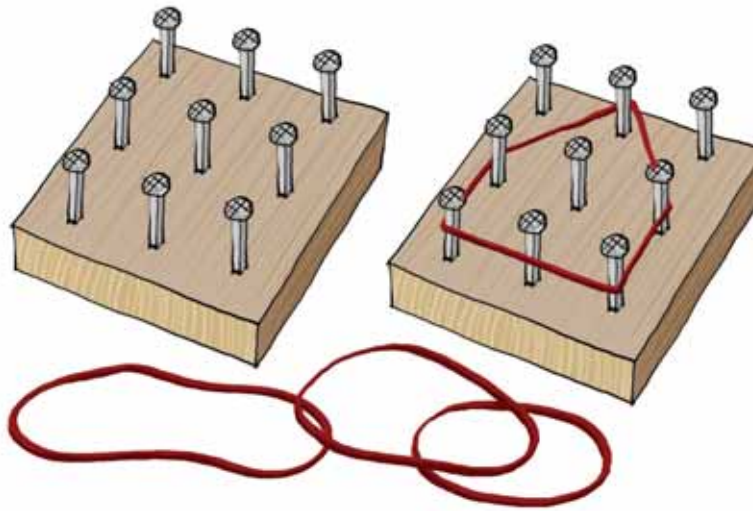





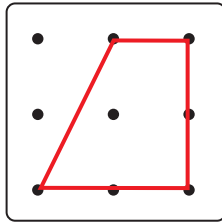
2

Set speglið á linjuna. Tekna so spegilsmyndina hinumegin linjuna.




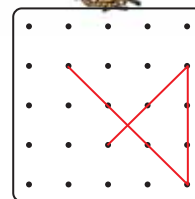


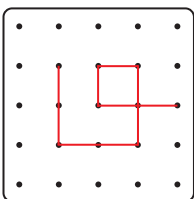
1

Ger ymiskar
fyrkantar á
eini seymfjøl-
- og tekna
teir.



2

Tekna sama
mynstrið.



Tjaldrið

2 leikarar
1 terningur
2 blýantar



1 spæl



2 spæl



3 spæl



Súlan

2 leikarar
2 terningar
sentiterningar



A

| | | | | | | | | | | | |
|---|---|---|---|---|---|---|---|---|----|----|----|
| 1 | 2 | 3 | 4 | 5 | 6 | 7 | 8 | 9 | 10 | 11 | 12 |
|---|---|---|---|---|---|---|---|---|----|----|----|

Dømi

B

| | | | | | | | | | | | |
|---|---|---|---|---|---|---|---|---|----|----|----|
| 1 | 2 | 3 | 4 | 5 | 6 | 7 | 8 | 9 | 10 | 11 | 12 |
|---|---|---|---|---|---|---|---|---|----|----|----|

1 spæl

A

| | | | | | | | | | | | |
|---|---|---|---|---|---|---|---|---|----|----|----|
| 1 | 2 | 3 | 4 | 5 | 6 | 7 | 8 | 9 | 10 | 11 | 12 |
|---|---|---|---|---|---|---|---|---|----|----|----|

B

| | | | | | | | | | | | |
|---|---|---|---|---|---|---|---|---|----|----|----|
| 1 | 2 | 3 | 4 | 5 | 6 | 7 | 8 | 9 | 10 | 11 | 12 |
|---|---|---|---|---|---|---|---|---|----|----|----|

2 spæl

A

| | | | | | | | | | | | |
|---|---|---|---|---|---|---|---|---|----|----|----|
| 1 | 2 | 3 | 4 | 5 | 6 | 7 | 8 | 9 | 10 | 11 | 12 |
|---|---|---|---|---|---|---|---|---|----|----|----|

B

| | | | | | | | | | | | |
|---|---|---|---|---|---|---|---|---|----|----|----|
| 1 | 2 | 3 | 4 | 5 | 6 | 7 | 8 | 9 | 10 | 11 | 12 |
|---|---|---|---|---|---|---|---|---|----|----|----|

3 spæl

A

| | | | | | | | | | | | |
|---|---|---|---|---|---|---|---|---|----|----|----|
| 1 | 2 | 3 | 4 | 5 | 6 | 7 | 8 | 9 | 10 | 11 | 12 |
|---|---|---|---|---|---|---|---|---|----|----|----|

B

| | | | | | | | | | | | |
|---|---|---|---|---|---|---|---|---|----|----|----|
| 1 | 2 | 3 | 4 | 5 | 6 | 7 | 8 | 9 | 10 | 11 | 12 |
|---|---|---|---|---|---|---|---|---|----|----|----|

1

Hygg, hvussu nógv eygu terningarnir vísa, og skriva roknistykkið.



$3 + 5 = \underline{\quad}$



$\underline{\quad} + \underline{\quad} = \underline{\quad}$



$\underline{\quad} + \underline{\quad} = \underline{\quad}$



$\underline{\quad} + \underline{\quad} = \underline{\quad}$




$\underline{\quad} + \underline{\quad} = \underline{\quad}$



$\underline{\quad} + \underline{\quad} = \underline{\quad}$







2

Lita við teimum røttu litunum.



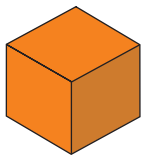
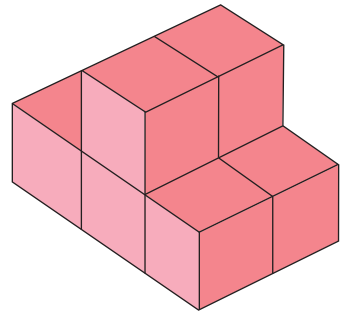
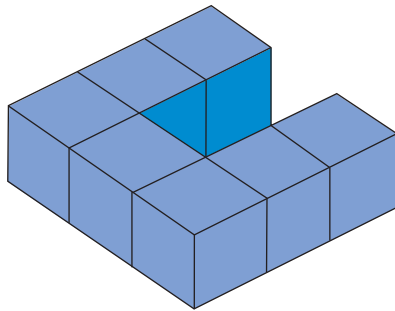
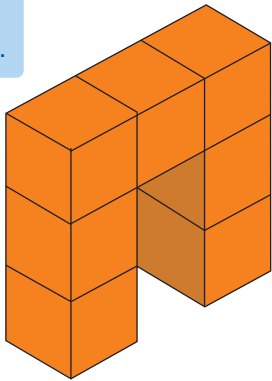
1

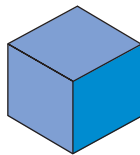
Ger ymisk kvadrat á eini seymfjøl – og tekna tey.

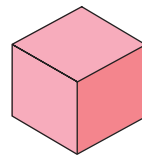


2

Bygg hesi skapini og tel, hvussu nógvar senti-terningar tú brúkar til hvørt skapið.







3

Hygg, hvussu nógv eygu terningarnir vísa, og skriva roknistykkið.



___ + ___ = ___




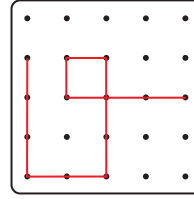

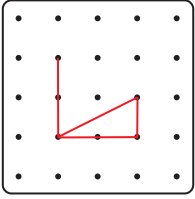
___ + ___ = ___



___ + ___ = ___


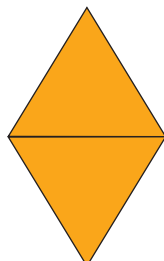
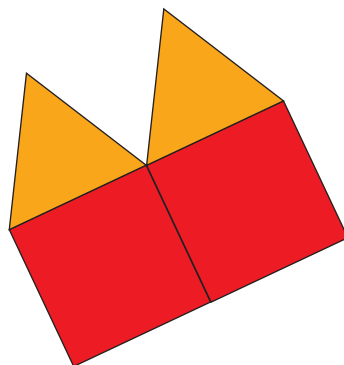
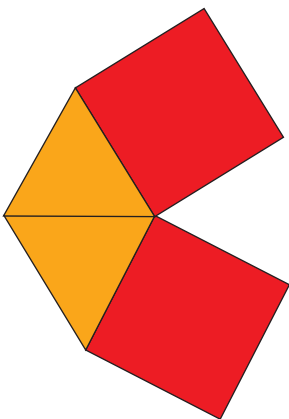
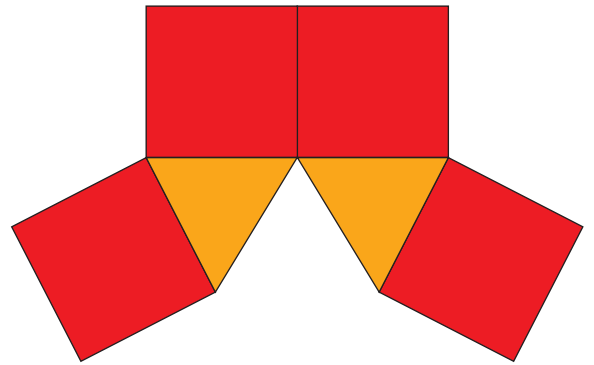
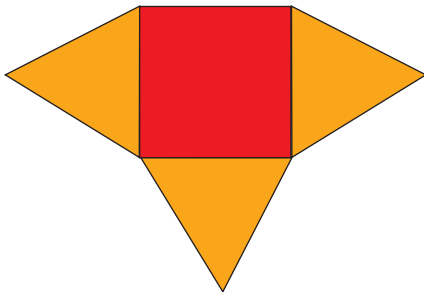
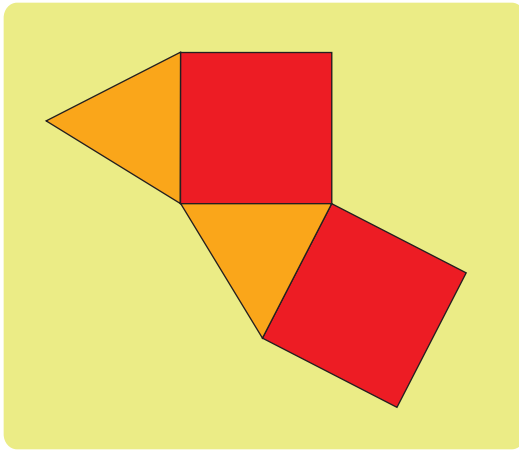
1

Tekna somu mynstrini.



2

Set speglið á skapið. Hvørjar tekningar niðanfyrri ber til at síggja. Set ring um tær tekningar, sum ikki bera til.



1

Hvussu
kunnu vit
býta
blómurnar?



$2 + 4 = 6$



$_ + _ = 6$



$_ + _ = 6$



$_ + _ = 6$




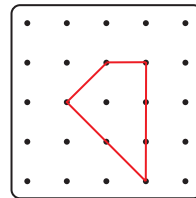

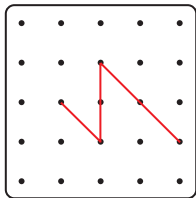

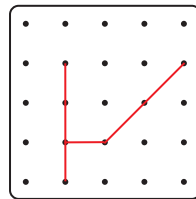

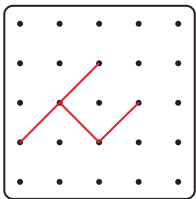
$_ + _ = 6$



$_ + _ = 6$

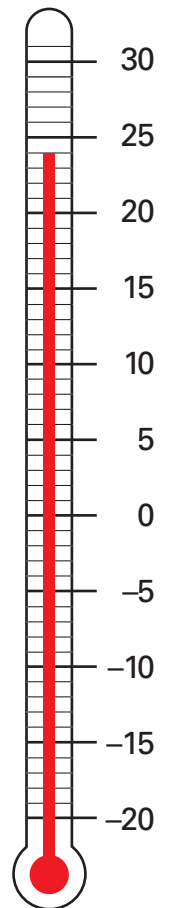

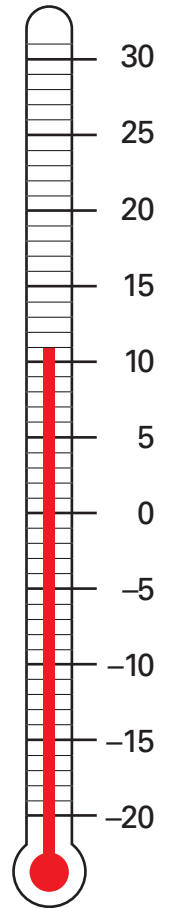

2

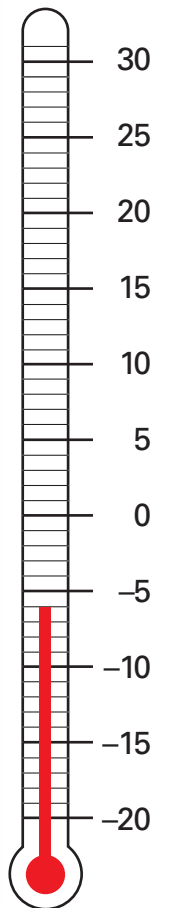

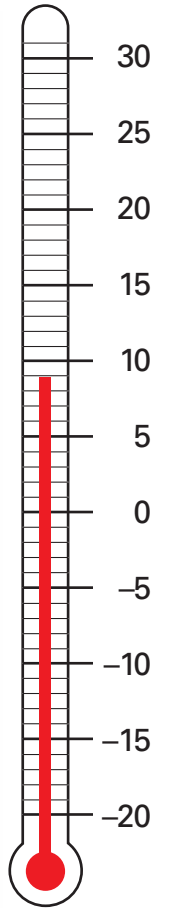

Tekna sama
mynstrið.



1

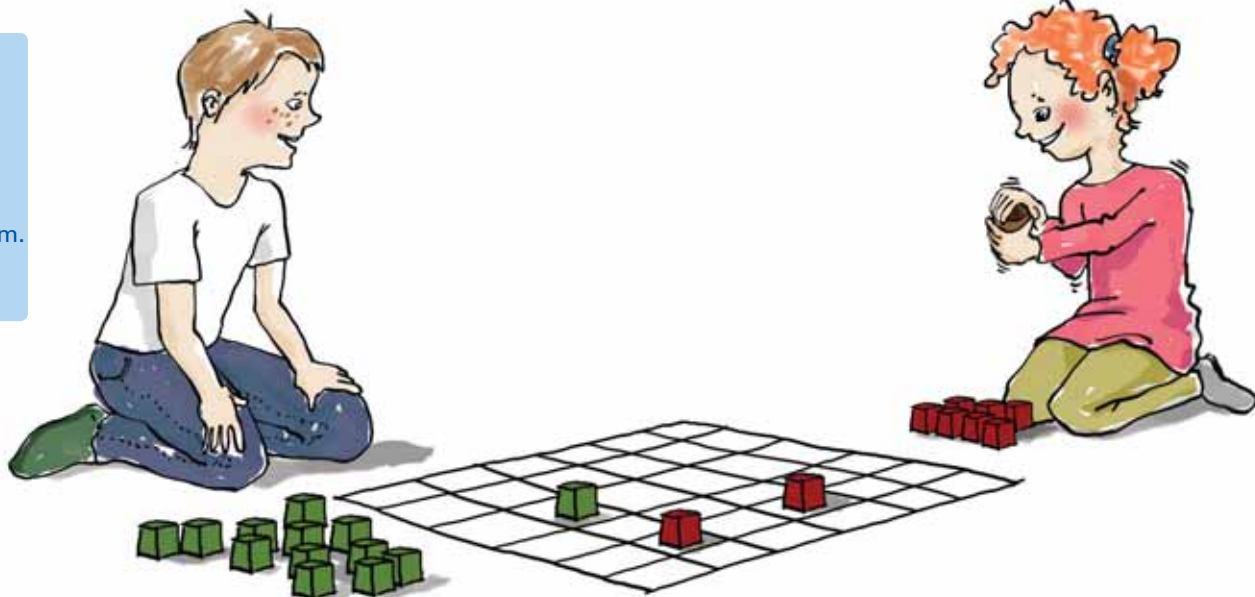
Hvørjar árstíðir vísa tekningarnar? Lita tekningarnar við litum, sum hóska til árstíðirnar.





1

Fyll plátuna.
Tvey börn
spæla.
2 x 25 senti-
terningar í
tveimum litum.
2 terningar.



| | | | | | |
|---|---|---|----|----|----|
| 2 | 3 | 4 | 5 | 6 | 7 |
| 3 | 4 | 5 | 6 | 7 | 8 |
| 4 | 5 | 6 | 7 | 8 | 9 |
| 5 | 6 | 7 | 8 | 9 | 10 |
| 6 | 7 | 8 | 9 | 10 | 11 |
| 7 | 8 | 9 | 10 | 11 | 12 |